

# City, Village, and Township Revenue Sharing/County Incentive Program Certification of Accountability and Transparency

Issued under authority of 2015 Public Act 84. Filing is mandatory to qualify for payments.

Each city/village/township/county applying for City, Village, and Township Revenue Sharing or County Incentive Program payments must:

1. Certify to the Michigan Department of Treasury (Treasury) that the local unit listed below has produced and made available to the public, a Citizen's Guide, a Performance Dashboard, a Debt Service Report, and a Projected Budget Report as required by 2015 Public Act 84. The Citizen's Guide, Performance Dashboard, Debt Service Report, and Projected Budget Report shall be made available for public viewing in the clerk's office or posted on a publicly accessible Internet site. The local unit must include in any mailing of general information to its citizens, the physical location or Internet website address where all the documents are available for viewing.
2. Submit to Treasury a Citizen's Guide, a Performance Dashboard, a Debt Service Report, and a Projected Budget Report.

This certification, along with a Citizen's Guide, a Performance Dashboard, a Debt Service Report, and a Projected Budget Report, **must be received by December 1, 2015**, (or the first day of a payment month) in order to qualify for that month's payment. Postmark dates will not be considered. For questions, call 517-373-2697.

PART 1: LOCAL UNIT INFORMATION			
Local Unit Name <i>Alma</i>		Local Unit County Name <i>Gratiot</i>	
Local Unit Code <i>29-2010</i>		Contact E-Mail Address <i>cmichels@ci.alma.mi.us</i>	
Contact Name <i>Cynthia Michels</i>	Contact Title <i>Controller</i>	Contact Telephone Number <i>989 463 9504</i>	Extension
Website Address, if reports are available online		Current Fiscal Year End Date <i>6/30/2015</i>	
PART 2: CERTIFICATION			
<p><i>In accordance with 2015 Public Act 84, the undersigned hereby certifies to Treasury that the above mentioned local unit 1) has produced a Citizen's Guide, a Performance Dashboard, a Debt Service Report, and a Projected Budget Report; 2) has made the documents available for public viewing in the city, village, township, or county clerk's office or has posted them on a publicly accessible Internet site; and 3) will include in any mailing of general information to our citizens, the physical location or Internet website address where the documents are located. The Citizen's Guide, Performance Dashboard, Debt Service Report, and Projected Budget Report are attached to this signed certification.</i></p>			
Chief Administrative Officer Signature (as defined in MCL 141.422b) <i>Phillip J. Moore</i>		Printed Name of Chief Administrative Officer (as defined in MCL 141.422b) <i>PHILLIP J. MOORE</i>	
Title <i>CITY MANAGER</i>		Date <i>Nov. 20, 2015</i>	

Completed and signed form (including required attachments) should be e-mailed to: [TreasRevenueSharing@michigan.gov](mailto:TreasRevenueSharing@michigan.gov)

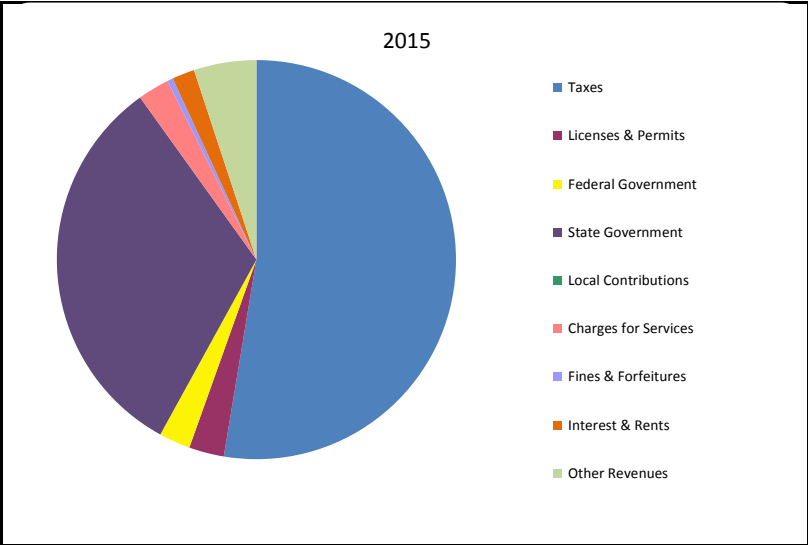
If you are unable to submit via e-mail, fax to 517-335-3298 or mail the completed form and required attachments to:

Michigan Department of Treasury  
Office of Revenue and Tax Analysis  
PO Box 30722  
Lansing MI 48909

TREASURY USE ONLY		
CVTRS/CIP Eligible <i>Y N</i>	Certification Received	CVTRS/CIP Notes
Final Certification	Citizen's Guide Received	
	Performance Dashboard Received	
	Debt Service Report Received	
	Projected Budget Report Received	

**CITIZENS' GUIDE TO LOCAL UNIT FINANCES - Alma - Gratiot**

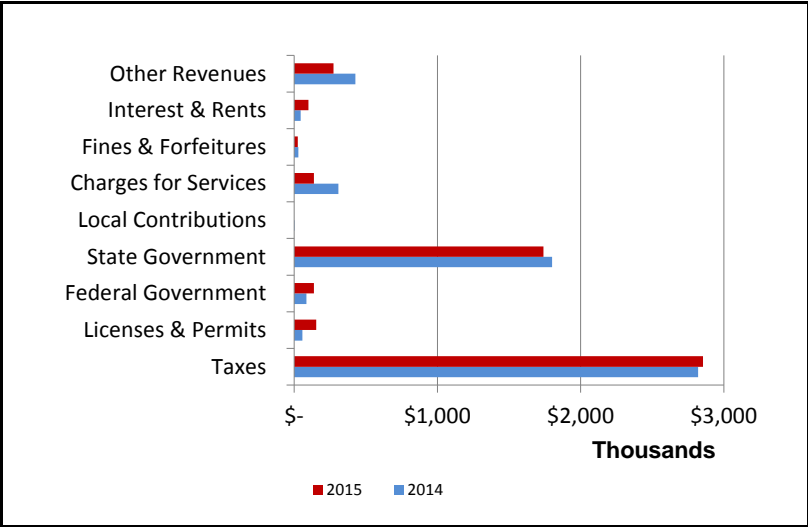
**1. Where our money comes from (all governmental funds)**



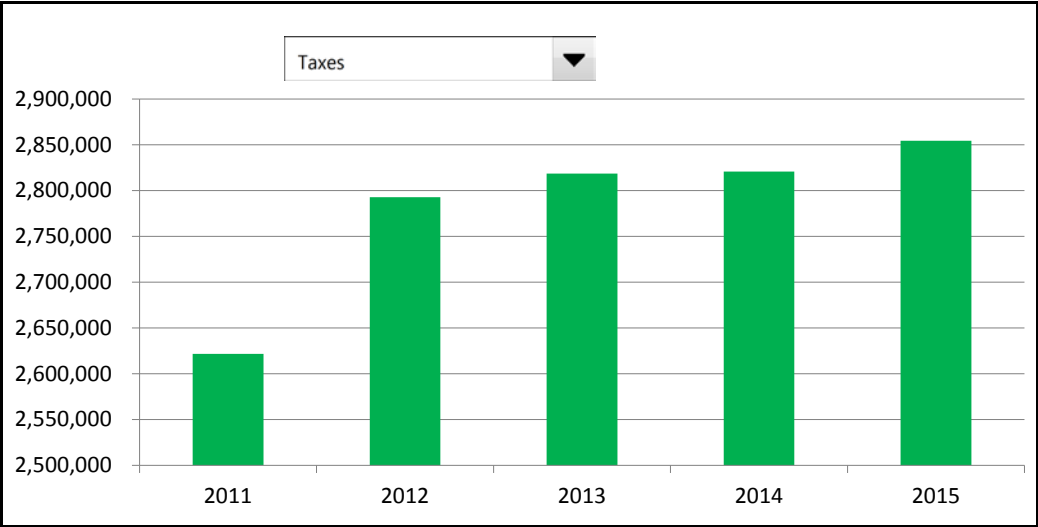
**2. Compared to the prior year**

	2014	2015	Change
Taxes	\$ 2,820,651	\$ 2,854,447	1.20%
Licenses & Permits	\$ 57,214	\$ 153,967	169.11%
Federal Government	\$ 85,573	\$ 137,865	61.11%
State Government	\$ 1,800,761	\$ 1,741,032	-3.32%
Local Contributions	\$ 3,646	\$ -	-100.00%
Charges for Services	\$ 308,521	\$ 138,178	-55.21%
Fines & Forfeitures	\$ 29,012	\$ 25,414	-12.40%
Interest & Rents	\$ 45,113	\$ 98,978	119.40%
Other Revenues	\$ 426,835	\$ 274,784	-35.62%
<b>Total Revenues</b>	<b>\$ 5,577,326</b>	<b>\$ 5,424,665</b>	<b>-2.74%</b>

**3. Revenue sources - compared to the prior year**



**4. Historical trends of individual sources**

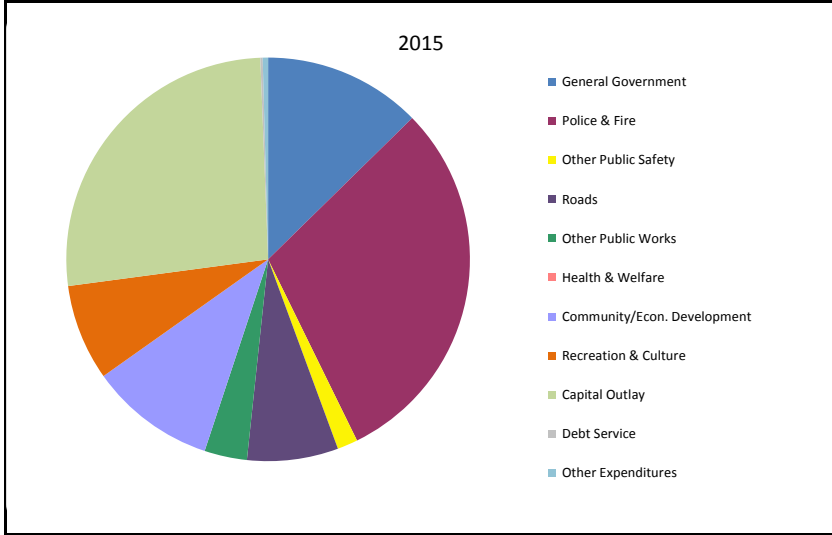


**Commentary:**

For more information on our unit's finances, contact Cynthia Michels at 989-463-9504.

**CITIZENS' GUIDE TO LOCAL UNIT FINANCES - Alma - Gratiot**

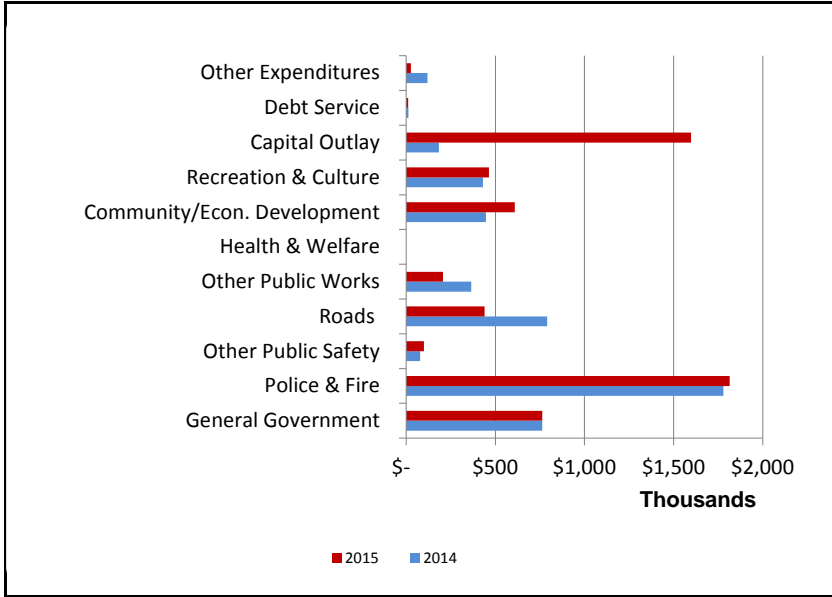
1. Where we spend our money (all governmental funds)



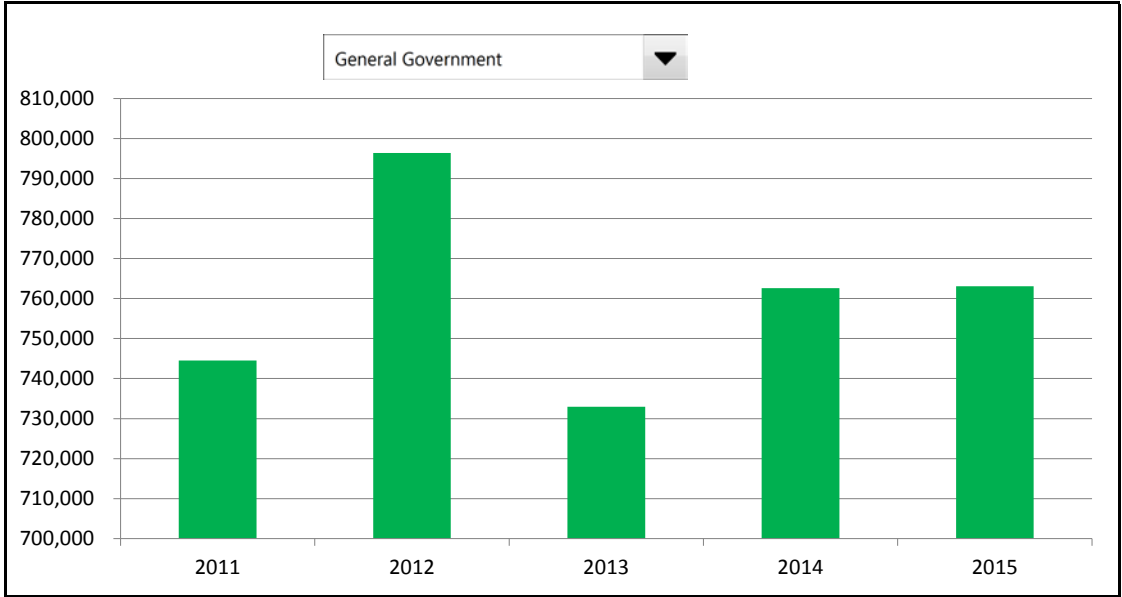
2. Compared to the prior year

	2014	2015	Change
General Government	\$ 762,585	\$ 763,082	0.07%
Police & Fire	\$ 1,779,515	\$ 1,814,105	1.94%
Other Public Safety	\$ 78,800	\$ 98,952	25.57%
Roads	\$ 790,208	\$ 440,227	-44.29%
Other Public Works	\$ 364,376	\$ 205,858	-43.50%
Health & Welfare	\$ -	\$ -	N/A
Community/Econ. Development	\$ 446,856	\$ 608,708	36.22%
Recreation & Culture	\$ 430,577	\$ 464,312	7.83%
Capital Outlay	\$ 182,671	\$ 1,597,604	774.58%
Debt Service	\$ 13,086	\$ 11,326	-13.45%
Other Expenditures	\$ 119,634	\$ 26,000	-78.27%
<b>Total Expenditures</b>	<b>\$ 4,968,308</b>	<b>\$ 6,030,174</b>	<b>21.37%</b>

3. Spending - compared to the prior year



4. Historical trends of individual departments:

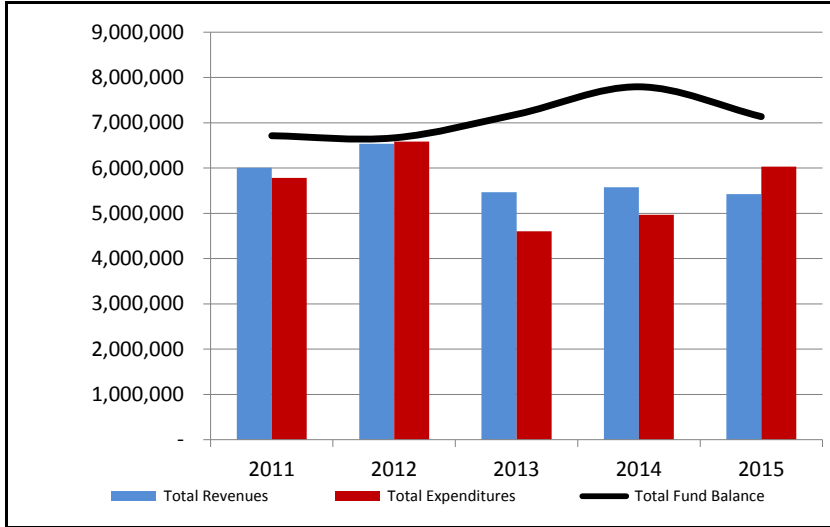


Commentary:

For more information on our unit's finances, contact Cynthia Michels at 989-463-9504.

**CITIZENS' GUIDE TO LOCAL UNIT FINANCES - Alma - Gratiot**

1. How have we managed our governmental fund resources (fund balance)

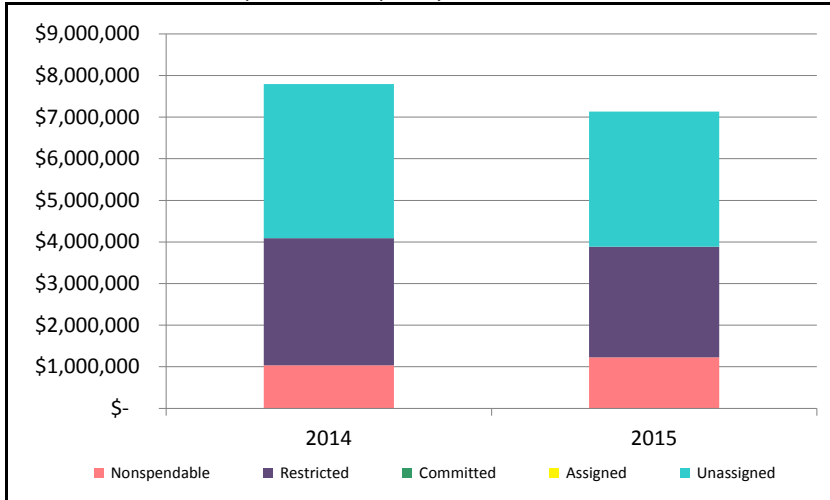


2. Compared to the prior year

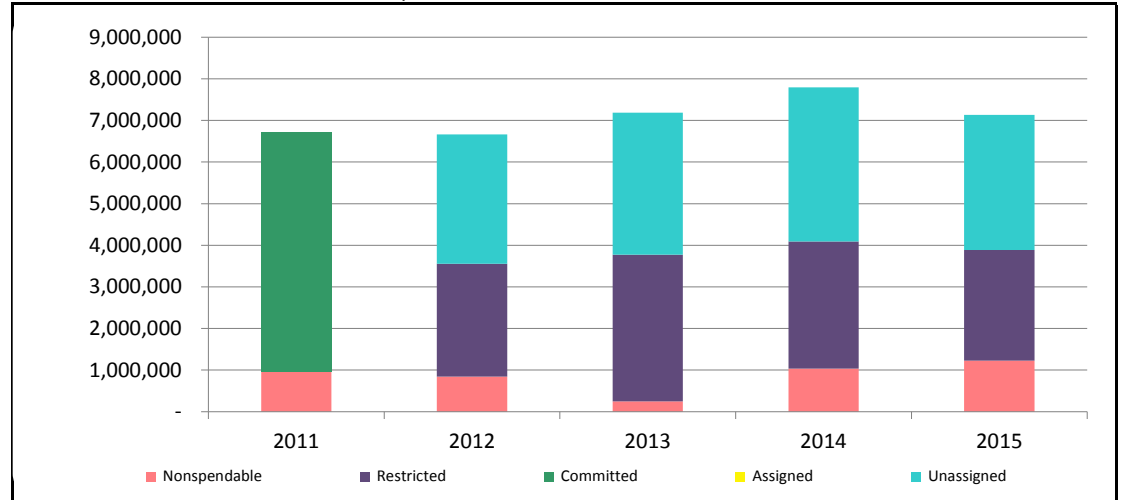
	2014	2015	Change
Revenues	\$ 5,577,326	\$ 5,424,665	-2.74%
Expenditures	\$ 4,968,308	\$ 6,030,174	21.37%
Surplus (Shortfall)	\$ 609,018	\$ (605,509)	-199.42%

Fund balance, by component:	2014	2015	Change
Nonspendable	\$ 1,036,515	\$ 1,228,901	18.56%
Restricted	\$ 3,056,028	\$ 2,659,009	-12.99%
Committed	\$ -	\$ -	N/A
Assigned	\$ -	\$ -	N/A
Unassigned	\$ 3,701,449	\$ 3,247,473	-12.26%
Total Fund Balance	\$ 7,793,992	\$ 7,135,383	-8.45%

3. Fund balance - compared to the prior year



4. Historical trends of individual components

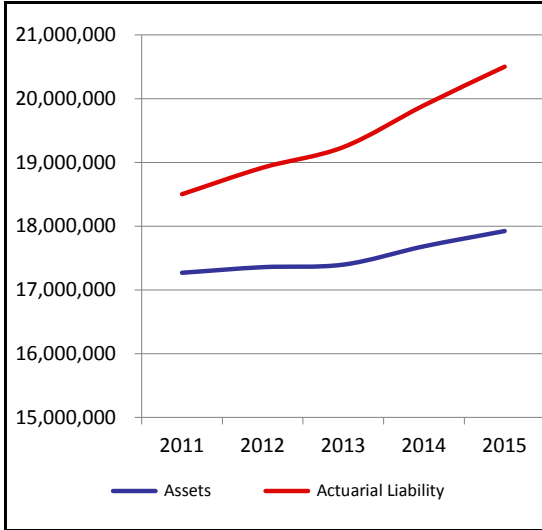


Commentary:

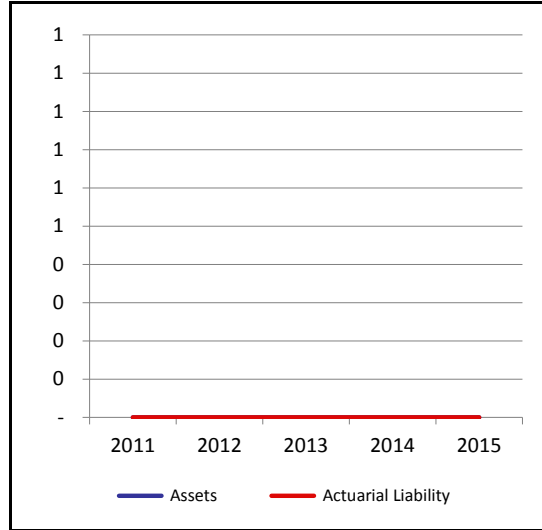
For more information on our unit's finances, contact Cynthia Michels at 989-463-9504.

**CITIZENS' GUIDE TO LOCAL UNIT FINANCES - Alma - Gratiot**

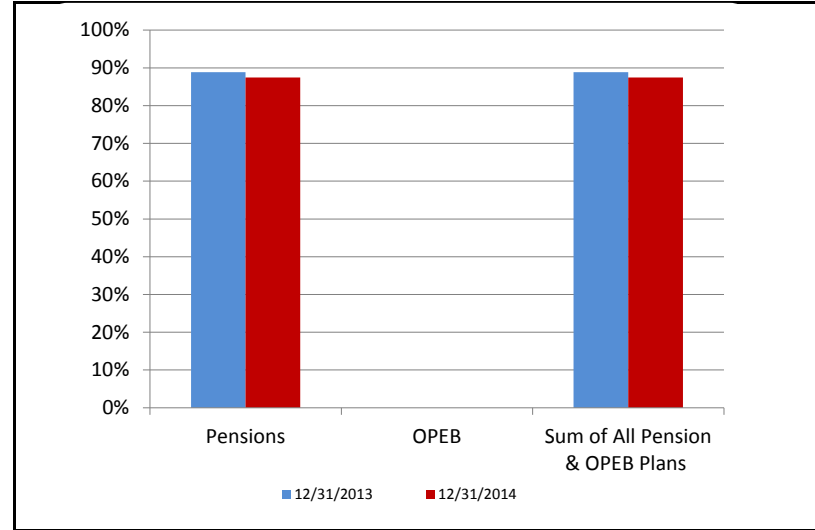
1. Pension funding status



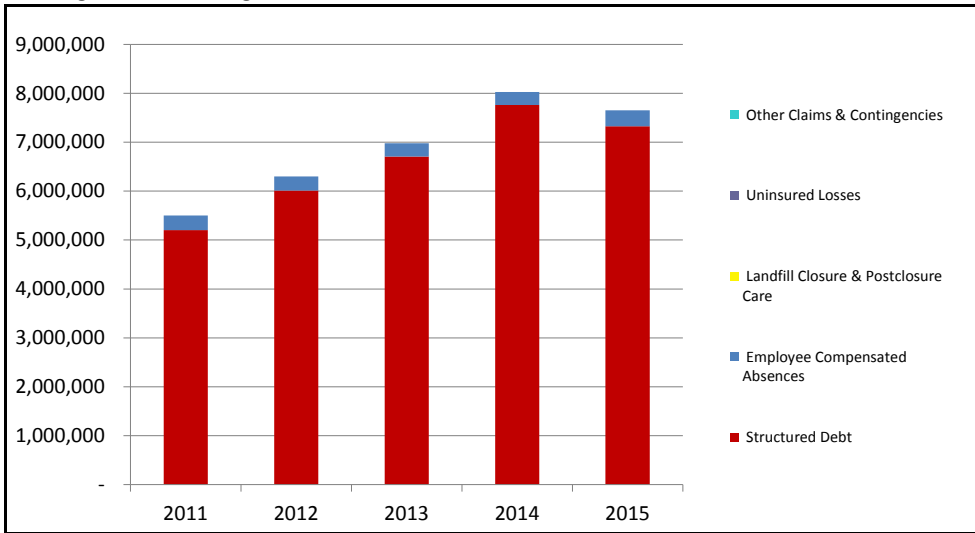
2. Retiree Health care funding status



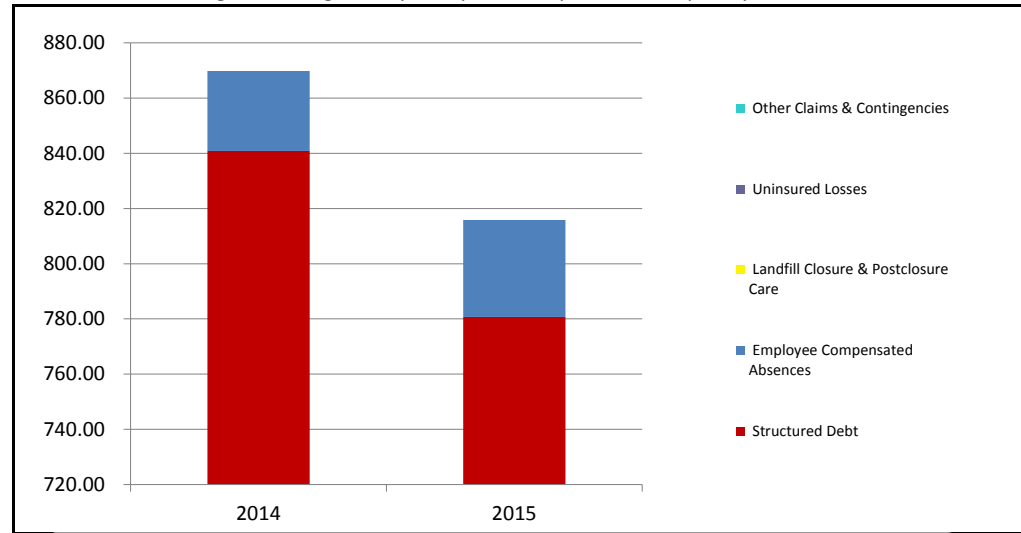
3. Percent funded - compared to the prior year



4. Long Term Debt obligations:



5. Debt & other long term obligations per capita - compared to the prior year



Commentary:

For more information on our unit's finances, contact Cynthia Michels at 989-463-9504.

# Debt Service Report

**Local Unit Name:** City of Alma  
**Local Unit Code:** 29-0101  
**Current Fiscal Year End Date:** 6/30/2015

**Debt Name:** Brownfield Redevelopment Loan  
**Issuance Date:** 9/21/2005  
**Issuance Amount:** \$119,900  
**Debt Instrument (or Type):** Loan  
**Repayment Source(s):** General Fund

---

<u>Years Ending</u>	<u>Principal</u>	<u>Interest</u>	<u>Total</u>
2015	\$ 9,860	\$ 1,466	\$ 11,326
2016	\$ 10,057	\$ 1,269	\$ 11,326
2017	\$ 10,258	\$ 1,068	\$ 11,326
2018	\$ 10,464	\$ 863	\$ 11,327
2019	\$ 10,673	\$ 653	\$ 11,326
2020	\$ 10,886	\$ 440	\$ 11,326
2021	\$ 11,104	\$ 222	\$ 11,326
<b>Totals</b>	<b>\$ 73,302</b>	<b>\$ 5,981</b>	<b>\$ 79,283</b>

Commentary:

# Debt Service Report

**Local Unit Name:** City of Alma  
**Local Unit Code:** 29-0101  
**Current Fiscal Year End Date:** 6/30/2015

**Debt Name:** 2005A Capital Improvement Limited Tax General Obligation Bonds  
**Issuance Date:** 6/1/2005  
**Issuance Amount:** \$2,000,000  
**Debt Instrument (or Type):** Bond  
**Repayment Source(s):** Wastewater Fund

---

<u>Years Ending</u>	<u>Principal</u>	<u>Interest</u>	<u>Total</u>
2015	\$ 95,000	\$ 52,245	\$ 147,245
2016	\$ 100,000	\$ 48,635	\$ 148,635
2017	\$ 105,000	\$ 44,835	\$ 149,835
2018	\$ 105,000	\$ 40,792	\$ 145,792
2019	\$ 110,000	\$ 36,698	\$ 146,698
2020	\$ 115,000	\$ 32,352	\$ 147,352
2021	\$ 120,000	\$ 27,753	\$ 147,753
2022	\$ 125,000	\$ 22,832	\$ 147,832
2023	\$ 130,000	\$ 17,645	\$ 147,645
2024	\$ 140,000	\$ 12,185	\$ 152,185
2025	\$ 145,000	\$ 6,235	\$ 151,235
<b>Totals</b>	<b>\$ 1,290,000</b>	<b>\$ 342,207</b>	<b>\$ 1,632,207</b>

Commentary:

# Debt Service Report

**Local Unit Name:** City of Alma  
**Local Unit Code:** 29-0101  
**Current Fiscal Year End Date:** 6/30/2015

**Debt Name:** 2011 Capital Improvement Limited Tax General Obligation Bonds  
**Issuance Date:** 6/28/2011  
**Issuance Amount:** \$755,000  
**Debt Instrument (or Type):** Bond  
**Repayment Source(s):** Wastewater Fund

---

<u>Years Ending</u>	<u>Principal</u>	<u>Interest</u>	<u>Total</u>
2015	\$ 40,000	\$ 23,015	\$ 63,015
2016	\$ 40,000	\$ 22,115	\$ 62,115
2017	\$ 45,000	\$ 21,095	\$ 66,095
2018	\$ 45,000	\$ 19,835	\$ 64,835
2019	\$ 50,000	\$ 18,463	\$ 68,463
2020	\$ 50,000	\$ 16,812	\$ 66,812
2021	\$ 50,000	\$ 15,113	\$ 65,113
2022	\$ 55,000	\$ 13,288	\$ 68,288
2023	\$ 60,000	\$ 11,142	\$ 71,142
2024	\$ 60,000	\$ 8,653	\$ 68,653
2025	\$ 65,000	\$ 6,042	\$ 71,042
2026	\$ 70,000	\$ 3,150	\$ 73,150
<b>Totals</b>	<b>\$ 630,000</b>	<b>\$ 178,723</b>	<b>\$ 808,723</b>

Commentary:



# Debt Service Report

**Local Unit Name:** City of Alma  
**Local Unit Code:** 29-0101  
**Current Fiscal Year End Date:** 6/30/2015

**Debt Name:** 2011 Sewer System Junior Lien Revenue Bond  
**Issuance Date:** 9/23/2011  
**Issuance Amount:** \$1,625,000  
**Debt Instrument (or Type):** Revenue Bond  
**Repayment Source(s):** Wastewater Fund

---

<u>Years Ending</u>	<u>Principal</u>	<u>Interest</u>	<u>Total</u>
2015	\$ 60,000	\$ 33,372	\$ 93,372
2016	\$ 60,000	\$ 31,886	\$ 91,886
2017	\$ 60,000	\$ 30,386	\$ 90,386
2018	\$ 65,000	\$ 2,886	\$ 67,886
2019	\$ 65,000	\$ 27,261	\$ 92,261
2020	\$ 70,000	\$ 25,636	\$ 95,636
2021	\$ 70,000	\$ 23,886	\$ 93,886
2022	\$ 70,000	\$ 22,136	\$ 92,136
2023	\$ 70,000	\$ 20,386	\$ 90,386
2024	\$ 75,000	\$ 18,636	\$ 93,636
2025	\$ 75,000	\$ 16,761	\$ 91,761
2026	\$ 80,000	\$ 14,886	\$ 94,886
2027	\$ 80,000	\$ 12,886	\$ 92,886
2028	\$ 80,000	\$ 10,886	\$ 90,886
2029	\$ 85,000	\$ 8,886	\$ 93,886
2030	\$ 90,000	\$ 6,761	\$ 96,761
2031	\$ 90,000	\$ 4,511	\$ 94,511
2032	\$ 90,451	\$ 2,261	\$ 92,712
<b>Totals</b>	<b>\$ <u>1,335,451</u></b>	<b>\$ <u>314,309</u></b>	<b>\$ <u>1,649,760</u></b>

Commentary:
-------------

# Debt Service Report

**Local Unit Name:** City of Alma  
**Local Unit Code:** 29-0101  
**Current Fiscal Year End Date:** 6/30/2015

**Debt Name:** 2011 Sewer System Junior Lien Revenue Bond  
**Issuance Date:** 9/23/2011  
**Issuance Amount:** \$495,000  
**Debt Instrument (or Type):** Revenue Bond  
**Repayment Source(s):** Wastewater Fund

---

<u>Years Ending</u>	<u>Principal</u>	<u>Interest</u>	<u>Total</u>
2015	\$ 20,000	\$ 12,003	\$ 32,003
2016	\$ 20,000	\$ 10,874	\$ 30,874
2017	\$ 20,000	\$ 10,374	\$ 30,374
2018	\$ 20,000	\$ 9,874	\$ 29,874
2019	\$ 20,000	\$ 9,375	\$ 29,375
2020	\$ 25,000	\$ 8,875	\$ 33,875
2021	\$ 25,000	\$ 8,250	\$ 33,250
2022	\$ 25,000	\$ 7,625	\$ 32,625
2023	\$ 25,000	\$ 7,000	\$ 32,000
2024	\$ 25,000	\$ 6,375	\$ 31,375
2025	\$ 25,000	\$ 5,750	\$ 30,750
2026	\$ 25,000	\$ 5,125	\$ 30,125
2027	\$ 25,000	\$ 4,500	\$ 29,500
2028	\$ 30,000	\$ 3,875	\$ 33,875
2029	\$ 30,000	\$ 3,125	\$ 33,125
2030	\$ 30,000	\$ 2,375	\$ 32,375
2031	\$ 30,000	\$ 1,625	\$ 31,625
2032	\$ 34,981	\$ 875	\$ 35,856
<b>Totals</b>	<b>\$ 454,981</b>	<b>\$ 117,875</b>	<b>\$ 572,856</b>

Commentary:

# Debt Service Report

**Local Unit Name:** City of Alma  
**Local Unit Code:** 29-0101  
**Current Fiscal Year End Date:** 6/30/2015

**Debt Name:** 2012 Sewer System Junior Lien Revenue Bond  
**Issuance Date:** 9/18/2012  
**Issuance Amount:** \$1,385,000  
**Debt Instrument (or Type):** Revenue Bond  
**Repayment Source(s):** Wastewater Fund

<u>Years Ending</u>	<u>Principal</u>	<u>Interest</u>	<u>Total</u>
2015	\$ 55,000	\$ 32,671	\$ 87,671
2016	\$ 55,000	\$ 31,875	\$ 86,875
2017	\$ 60,000	\$ 30,500	\$ 90,500
2018	\$ 60,000	\$ 29,000	\$ 89,000
2019	\$ 60,000	\$ 27,500	\$ 87,500
2020	\$ 65,000	\$ 26,000	\$ 91,000
2021	\$ 65,000	\$ 24,375	\$ 89,375
2022	\$ 65,000	\$ 22,750	\$ 87,750
2023	\$ 70,000	\$ 21,125	\$ 91,125
2024	\$ 70,000	\$ 19,375	\$ 89,375
2025	\$ 70,000	\$ 17,625	\$ 87,625
2026	\$ 75,000	\$ 15,875	\$ 90,875
2027	\$ 75,000	\$ 14,000	\$ 89,000
2028	\$ 75,000	\$ 12,125	\$ 87,125
2029	\$ 80,000	\$ 10,250	\$ 90,250
2030	\$ 80,000	\$ 8,250	\$ 88,250
2031	\$ 80,000	\$ 6,250	\$ 86,250
2032	\$ 85,000	\$ 4,250	\$ 89,250
2033	\$ 85,000	\$ 2,125	\$ 87,125
<b>Totals</b>	<b>\$ 1,330,000</b>	<b>\$ 355,921</b>	<b>\$ 1,685,921</b>

Commentary:
-------------

# Debt Service Report

**Local Unit Name:** City of Alma  
**Local Unit Code:** 29-0101  
**Current Fiscal Year End Date:** 6/30/2015

**Debt Name:** 2013 Sewer System Junior Lien Revenue Bond  
**Issuance Date:** 9/17/2013  
**Issuance Amount:** \$659,960  
**Debt Instrument (or Type):** Revenue Bond  
**Repayment Source(s):** Wastewater Fund

---

<u>Years Ending</u>	<u>Principal</u>	<u>Interest</u>	<u>Total</u>
2015	\$ 30,000	\$ 12,711	\$ 42,711
2016	\$ 30,000	\$ 12,142	\$ 42,142
2017	\$ 30,000	\$ 11,499	\$ 41,499
2018	\$ 30,000	\$ 10,899	\$ 40,899
2019	\$ 30,000	\$ 10,299	\$ 40,299
2020	\$ 30,000	\$ 9,699	\$ 39,699
2021	\$ 30,000	\$ 9,099	\$ 39,099
2022	\$ 30,000	\$ 8,499	\$ 38,499
2023	\$ 35,000	\$ 7,899	\$ 42,899
2024	\$ 35,000	\$ 7,299	\$ 42,299
2025	\$ 35,000	\$ 6,599	\$ 41,599
2026	\$ 35,000	\$ 5,899	\$ 40,899
2027	\$ 35,000	\$ 5,199	\$ 40,199
2028	\$ 35,000	\$ 4,499	\$ 39,499
2029	\$ 35,000	\$ 3,799	\$ 38,799
2030	\$ 35,000	\$ 3,099	\$ 38,099
2031	\$ 40,000	\$ 2,399	\$ 42,399
2032	\$ 40,000	\$ 1,599	\$ 41,599
2033	\$ 39,960	\$ 799	\$ 40,759
<b>Totals</b>	<b>\$ 639,960</b>	<b>\$ 133,936</b>	<b>\$ 773,896</b>

Commentary:

# Debt Service Report

**Local Unit Name:** City of Alma  
**Local Unit Code:** 29-0101  
**Current Fiscal Year End Date:** 6/30/2015

**Debt Name:** 2005 Capital Improvement Limited Tax General Obligation Bonds  
**Issuance Date:** 12/29/2005  
**Issuance Amount:** \$2,500,000  
**Debt Instrument (or Type):** Bond  
**Repayment Source(s):** Water Fund

---

<u>Years Ending</u>	<u>Principal</u>	<u>Interest</u>	<u>Total</u>
2015	\$ 115,000	\$ 71,182	\$ 186,182
2016	\$ 115,000	\$ 66,582	\$ 181,582
2017	\$ 125,000	\$ 61,982	\$ 186,982
2018	\$ 130,000	\$ 56,982	\$ 186,982
2019	\$ 135,000	\$ 51,782	\$ 186,782
2020	\$ 140,000	\$ 46,382	\$ 186,382
2021	\$ 145,000	\$ 40,782	\$ 185,782
2022	\$ 155,000	\$ 34,982	\$ 189,982
2023	\$ 160,000	\$ 28,782	\$ 188,782
2024	\$ 170,000	\$ 22,142	\$ 192,142
2025	\$ 175,000	\$ 15,087	\$ 190,087
2026	\$ 180,000	\$ 7,650	\$ 187,650
<b>Totals</b>	<b>\$ 1,745,000</b>	<b>\$ 504,317</b>	<b>\$ 2,249,317</b>

Commentary:

# Debt Service Report

**Local Unit Name:** City of Alma  
**Local Unit Code:** 29-0101  
**Current Fiscal Year End Date:** 6/30/2015

**Debt Name:** 2006 General Obligation Bonds  
**Issuance Date:** 9/9/2006  
**Issuance Amount:** \$485,000  
**Debt Instrument (or Type):** Bond  
**Repayment Source(s):** Wastewater Fund

---

<u>Years Ending</u>	<u>Principal</u>	<u>Interest</u>	<u>Total</u>
2015	\$ 15,000	\$ 7,568	\$ 22,568
2016	\$ 20,000	\$ 6,908	\$ 26,908
2017	\$ 20,000	\$ 6,018	\$ 26,018
2018	\$ 20,000	\$ 5,118	\$ 25,118
2019	\$ 25,000	\$ 4,208	\$ 29,208
2020	\$ 20,000	\$ 3,058	\$ 23,058
2021	\$ 20,000	\$ 2,128	\$ 22,128
2022	\$ 25,000	\$ 1,188	\$ 26,188
<b>Totals</b>	<b>\$ 165,000</b>	<b>\$ 36,194</b>	<b>\$ 201,194</b>

Commentary:

# Debt Service Report

**Local Unit Name:** City of Alma  
**Local Unit Code:** 29-0101  
**Current Fiscal Year End Date:** 6/30/2015

**Debt Name:** 2006 Special Assessment Bonds  
**Issuance Date:** 9/9/2006  
**Issuance Amount:** \$500,000  
**Debt Instrument (or Type):** Bond  
**Repayment Source(s):** Wastewater Fund

---

<u>Years Ending</u>	<u>Principal</u>	<u>Interest</u>	<u>Total</u>
2015	\$ 20,000	\$ 7,082	\$ 27,082
2016	\$ 20,000	\$ 6,202	\$ 26,202
2017	\$ 20,000	\$ 5,312	\$ 25,312
2018	\$ 20,000	\$ 4,412	\$ 24,412
2019	\$ 20,000	\$ 3,502	\$ 23,502
2020	\$ 20,000	\$ 2,582	\$ 22,582
2021	\$ 20,000	\$ 1,652	\$ 21,652
2022	\$ 15,000	\$ 712	\$ 15,712
<b>Totals</b>	<b>\$ 155,000</b>	<b>\$ 31,456</b>	<b>\$ 186,456</b>

Commentary:

# Debt Service Report

**Local Unit Name:** City of Alma  
**Local Unit Code:** 29-0101  
**Current Fiscal Year End Date:** 6/30/2015

**Debt Name:** 2005 Library Expansion General Obligation Unlimited Tax Bond  
**Issuance Date:** 6/1/2005  
**Issuance Amount:** \$3,500,000  
**Debt Instrument (or Type):** Bond  
**Repayment Source(s):** Library Debt Tax

<u>Years Ending</u>	<u>Principal</u>	<u>Interest</u>	<u>Total</u>
2015	\$ 165,000	\$ 93,023	\$ 258,023
2016	\$ 170,000	\$ 86,423	\$ 256,423
2017	\$ 180,000	\$ 79,623	\$ 259,623
2018	\$ 185,000	\$ 72,423	\$ 257,423
2019	\$ 195,000	\$ 65,023	\$ 260,023
2020	\$ 200,000	\$ 57,125	\$ 257,125
2021	\$ 210,000	\$ 48,925	\$ 258,925
2022	\$ 220,000	\$ 40,210	\$ 260,210
2023	\$ 230,000	\$ 30,970	\$ 260,970
2024	\$ 240,000	\$ 21,195	\$ 261,195
2025	\$ 250,000	\$ 10,875	\$ 260,875
<b>Totals</b>	<b>\$ 2,245,000</b>	<b>\$ 605,815</b>	<b>\$ 2,850,815</b>

Commentary:



## Performance Dashboard

<b>City of Alma</b>
<b>29-2010</b>

	2014	2015	Trend	Performance
<b>Fiscal Stability</b>				
Annual General Fund expenditures per capita	\$421	\$424	→ 0.7%	Neutral
Fund Balance as % of annual General Fund expenditures	102.1%	93.2%	↓ -8.8%	Negative
Unfunded pension & OPEB liability, as a % of annual General Fund revenue	53%	65%	↑ 23.5%	Negative
Debt burden per capita	\$833	\$774	↓ -7.1%	Positive
Ratio of pensioners to employees	1.14	1.17	↑ 2.6%	Negative
Number of services delivered via cooperative venture	3	3	→ 0.0%	Neutral
<b>Economic Strength</b>				
Annual Average Unemployment Rates:	10%	7%	↓ -26.8%	Negative
% of community age 25+ with Bachelor's degree or higher	15%	14%	↓ -6.7%	Negative
Average age of critical infrastructure (years)	17.9	17.9	→ 0.2%	Neutral
<b>Public Safety</b>				
Crimes against property	34	27	↓ -19.9%	Positive
Crimes against persons	18	16	↓ -8.9%	Positive
Traffic accidents	231	179	↓ -22.5%	Positive
Structure fires	24	22	↓ -8.3%	Neutral
<b>Quality of Life</b>				
Percent of General Fund expenditures committed to arts, culture and recreation	14.1%	13.9%	↓ -1.3%	Neutral
Acres of parks per thousand residents	11.0	10.9	↓ -1.6%	Negative
Percent of community being provided with curbside recycling	1%	1%	↓ -1.6%	Negative

# Projected Budget Report

**Local Unit Name:** City of Alma  
**Local Unit Code:** 29-0101  
**Current Fiscal Year End Date:** 6/30/2016  
**Fund Name:** General Fund

<b>REVENUES</b>	<b>Current Year Budget</b>	<b>Percentage Change</b>	<b>Year 2 Budget</b>
Property Taxes	\$ 2,443,514	2.31 %	\$ 2,500,000
Other Taxes	\$ -	0.00 %	\$ -
State Revenue Sharing	\$ 2,095,126	0.70 %	\$ 2,109,792
Charges for Services	\$ 306,403	0.12 %	\$ 310,084
Fines & Fees	\$ 25,000	0.00 %	\$ 25,000
Licenses & Permits	\$ 39,900	0.00 %	\$ 39,900
Interest Income	\$ 14,000	-7.15 %	\$ 13,000
Grant Revenues	\$ -	0.00 %	\$ -
Other Revenues	\$ 58,976	4.11 %	\$ 61,400
Interfund Transfers (In)	\$ 300	1.00 %	\$ 300
<b>Total Revenues</b>	<b>\$ 4,983,219</b>		<b>\$ 5,059,476</b>
<b>EXPENDITURES</b>			
General Government	\$ 797,097	6.40 %	\$ 848,111
Police and Fire	\$ 1,909,634	2.00 %	\$ 1,947,827
Other Public Safety	\$ 68,542	-5.17 %	\$ 65,000
Roads	\$ -	0.00 %	\$ -
Other Public Works	\$ 246,862	53.00 %	\$ 377,699
Health and Welfare	\$ -	0.00 %	\$ -
Community & Economic Development	\$ 364,582	2.85 %	\$ 375,000
Recreation & Culture	\$ 263,318	15.30 %	\$ 303,606
Capital Outlay	\$ 1,382,058	-52.96 %	\$ 650,000
Debt Service	\$ 13,060	-22.99 %	\$ 10,057
Other Expenditures	\$ 26,000	0.00 %	\$ 26,000
Interfund Transfers (Out)	\$ 181,000	0.00 %	\$ 181,000
<b>Total Expenditures</b>	<b>\$ 5,252,153</b>		<b>\$ 4,784,300</b>
<b>Net Revenues (Expenditures)</b>	<b>\$ (268,934)</b>		<b>\$ 275,176</b>
<b>Beginning Fund Balance</b>	<b>\$ 3,707,867</b>		<b>\$ 3,438,933</b>
<b>Ending Fund Balance</b>	<b>\$ 3,438,933</b>		<b>\$ 3,714,109</b>